

ENVIRONMENTAL DECLARATION ISO 14025 and ISO 21930



Hot rolled sections of I, H, U, L, T and wide flats

EPD
Foundation for Environmental
Declarations in Industry

Bjørn Gressen



NEPD no.: 054
Issued, date: 01.04.2007
Valid until, date: 31.03.2010

Independent verification of conformity

We confirm that this environmental declaration has been carried out according to ISO 14044, ISO 14025 and ISO 21930, and Product category rules (PCR) of Steel as construction materials. The documentation has been carried out with the EcoDec-tool.

The declaration has been prepared by:

SINTEF Byggforsk **SINTEF**

Svein Fosdahl
Oslo : 01.04.2007

Olav Krijveld

Independent verifier

Industrial body

Norwegian Steel Association
PO Box 242 NO-1326 Lysaker Norge
Organisation no. 985942897
ISO 14001/EMAS etc. :
Market area: Norge

Contact person
Telephone
Fax
e-mail

Kjetil Myhre
+4767838661
+4767838601
kmy@standard.no

Background information

Scope (Information modules)
Year of study

Cradle to gate
2006

Declared unit

kg steel

Product description

I, H, U, L, T and wide flats are hot-rolled sections used in frame structures made by European manufacturers. Dimensions: IPE 80-600, HEA/B/M 100-600, UNP/UPE 80-400, L 40-200, L 65x50 - 200x150, T 30-140 and wide steels: 160-500, t=5-40. The requirements of the EN 10025 standard are applied. The standard steel grade is S355. Density of steel: 7,850 kg/m³.

Product specification

	Part %	Quantity (kg/FU)
Steel sections	100,0 %	1,00
SUM	100,0 %	1,00

Environmental Indicators

Global warming	0,9	kg CO2 equiv.
Energy use	14,3	MJ
Recycled materials	96	%
Indoor air classification (Classification according to CR 1752:1999)	Not relevant	

The Norwegian Steel Association is the sole owner of this document and takes liability and responsibility for the EPD of the steel products. No other is authorised to use the environmental performance of the steel products without an agreement from the Norwegian Steel Association.

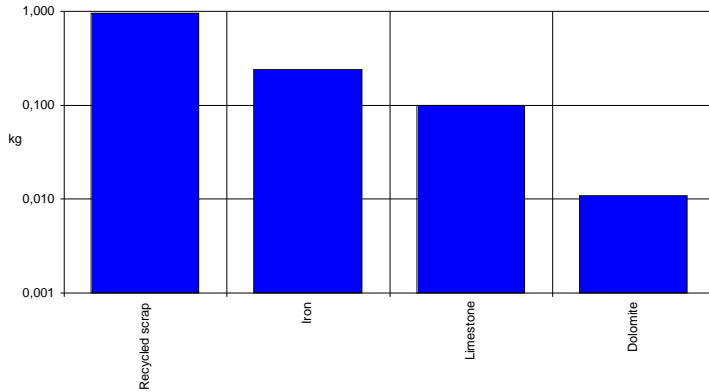
Use of resources

Material resources

		Type	Unit	Raw materials	Manufacturing			Transport	Total
R = Recycled materials									
* = Feedstock									
Non-renewable materials									
Recycled scrap	R	kg	9,6E-01						9,6E-01
Iron		kg	2,4E-01						2,4E-01
Limestone		kg	9,9E-02						9,9E-02
Dolomite		kg	1,1E-02						1,1E-02

All figures refer to declared unit

Material resources total



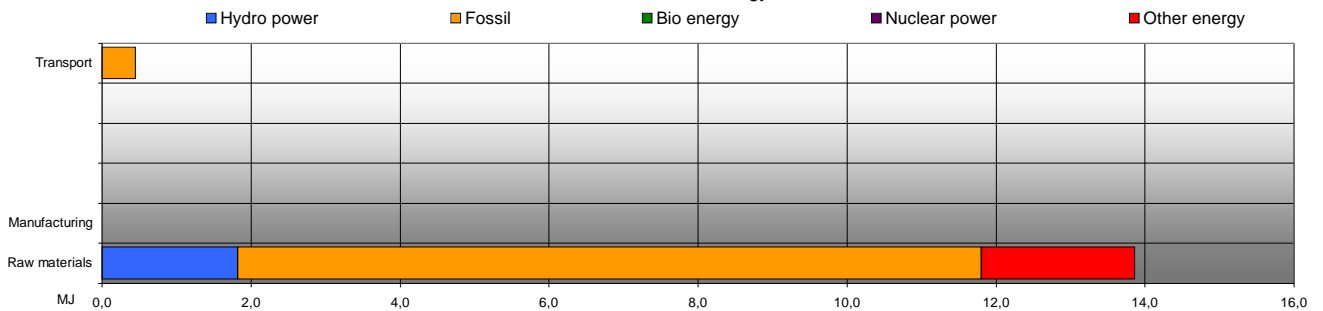
Renewable materials 0 %, Non-renewable materials 100 %, Recycled materials 96 %

The product does not contain tropical wood. No chemicals from the Norwegian observation list are used.

Energy resources

	Unit	Raw materials	Manufacturing			Transport	Total
Renewable energy							
Hydro power	MJ	1,8E+00					1,8E+00
Non-renewable energy							
Oil	MJ	1,5E+00				4,6E-01	2,0E+00
Gas	MJ	3,4E+00					3,4E+00
Coal	MJ	5,1E+00					5,1E+00
Other energy	MJ	2,1E+00					2,1E+00
Total							1,4E+01

Energy use



Water

Potable water 2,3E-03 m³

Land

Land used 0,00 m²

Emissions and environmental impacts

Environmental impacts

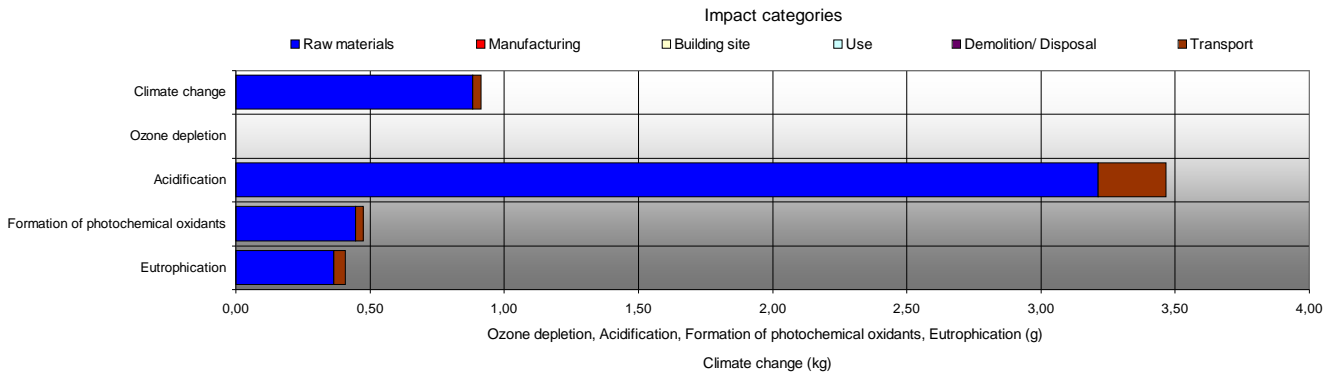
		All figures refer to declared unit					
	Unit	Raw materials	Manufacturing			Transport	Total
Climate change	kg CO ₂ - equiv.	8,8E-01				3,39E-02	9,15E-01
Ozone depletion	kg ODP - equiv.						
Acidification	kg SO ₂ - equiv.	3,2E-03				2,55E-04	3,47E-03
Formation of photochemical oxidants	kg POCP- equiv.	4,5E-04				3,06E-05	4,77E-04
Eutrophication	kg PO ₄ - equiv.	3,7E-04				4,50E-05	4,11E-04

Emissions to air

	Unit	Raw materials	Manufacturing			Transport	Total
CO ₂	g	8,2E+02				3,3E+01	8,6E+02
CO	g	9,5E+00				1,5E-01	9,6E+00
SO ₂	g	1,8E+00				1,3E-02	1,8E+00
NO _x	g	1,6E+00				3,5E-01	1,9E+00
NMVOOC	g	1,3E-01				3,9E-02	1,7E-01
Particles	g	6,2E-01				2,6E-02	6,5E-01
CH ₄	g	7,9E-01				1,6E-03	7,9E-01
N ₂ O	g	3,8E-02				3,9E-04	3,8E-02
NH ₃	g	1,9E-01					1,9E-01
Pb	g	2,2E-03				1,2E-06	2,2E-03
Hg	g	1,2E-04					1,2E-04
HCl	g	3,8E-02					3,8E-02
Benzene	g					7,8E-04	7,8E-04
H ₂ S	g	2,1E-02					2,1E-02
Zn	g	1,4E-02					1,4E-02
Cr	g	3,4E-04					3,4E-04
Cd	g	6,4E-05					6,4E-05
Dioxins	g	3,5E-10					3,5E-10

Emissions to water

Substance/fibre	g	4,3E-02					4,3E-02
COD	g	3,7E-02					3,7E-02
Phosphorus P	g	3,0E-03					3,0E-03
Nitrogen N	g	2,0E-01					2,0E-01
Fe	g	1,4E-01					1,4E-01
Pb	g	1,3E-04					1,3E-04
Ni	g	3,2E-05					3,2E-05



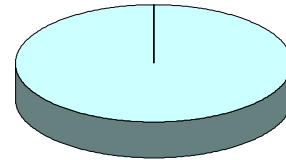
Emissions to indoor environment are not relevant for this product

Waste treatment

All figures refer to declared unit

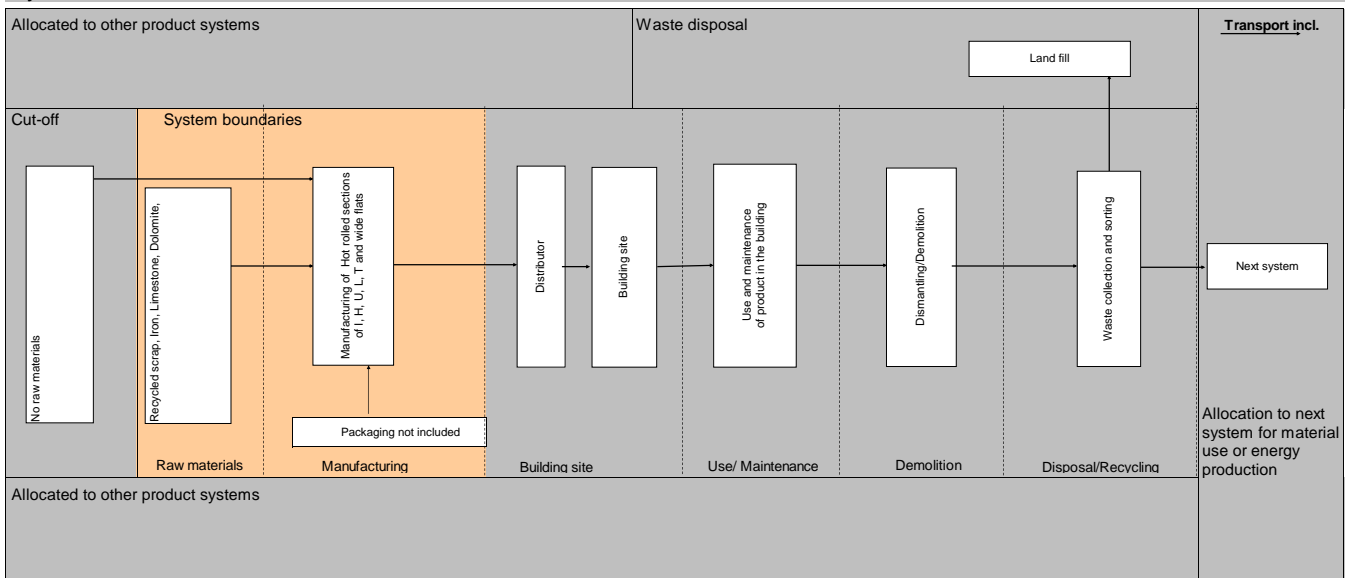
	Unit	Raw materials	Manufacturing				Total
Reuse/ recycling	kg						
Energy production	kg						
Waste to land fill	kg	1,8E-01					1,8E-01
Hazardous waste	kg						

Waste treatment



■ Reuse/ recycling ■ Energy production
■ Waste to land fill ■ Hazardous waste

System boundaries



Uncertainty	±	10 %
Scope of data (average)		100 %
Materials with product specific data		0 %
Cut-off		0,00 %

References: Sintef Byggforsk Report 20958

This EPD is not fit to be used for comparison (Cradle to gate).